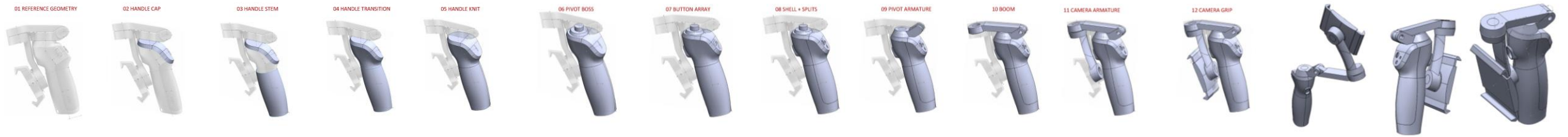


W H Y

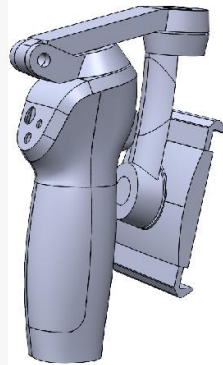
W H A T

H O W



MASTER MODEL

- ▶ REFERENCE GEOMETRY
- ▶ HANDLE
- ▶ PIVOT BOSS ARRAY
- ▶ PIVOT MOUNTING BOSS
 - ▶ HEAD CAP PIVOT
- ▶ BUTTON ARRAY
 - ▶ INDEX FINGER BUTTON
 - ▶ CONTROL BUTTONS ARRAY
- ▶ SHELL + SPLIT
 - ▶ BODY SPLIT PROFILE
 - ▶ SHIELD
 - ▶ BODY SPLIT
- ▶ BASE ARMATURE
 - ▶ ARMATURE PIVOT BOSS
 - ▶ ARMATURE BRACKET
 - ▶ ARMATURE BRACKET JOINT BECSSES
- ▶ BOOM
 - ▶ BOOM EXTRUDE
 - ▶ FRONT JOINT FEATURES FLUT
 - ▶ PIVOT-HEAD SOOM SOCKET
 - ▶ PIVOT-BOOM JOINT CUT EXTRUDE
 - ▶ BOOM HEAD REVOLVE
 - ▶ Combine1
 - ▶ BOOM HEAD SOCKET
 - ▶ BOOM - PIVOT-HEAD SOCKET
- ▶ CAMERA ARMATURE
 - ▶ Revolve1
 - ▶ BOOM REFERENCE GEOMETRY
 - ▶ CAMERA ARMATURE SOOM
 - ▶ CAMERA ARMATURE HEAD PIVOT
 - ▶ CAMERA ARMATURE SOOM FILLET
 - ▶ CAMERA ARMATURE HEAD PIVOT SOCKET
 - ▶ CAMERA ARMATURE TRANSITION PIVOT
- ▶ CAMERA GRIP
 - ▶ Revolve5
 - ▶ Free-Form15

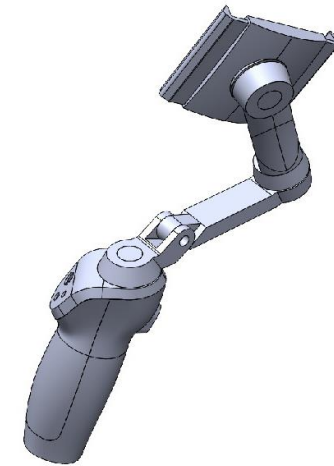


- ▶ REFERENCE GEOMETRY
- ▶ HANDLE
- ▶ PIVOT BOSS ARRAY
- ▶ BUTTON ARRAY
- ▶ SHELL + SPLIT
- ▶ BASE ARMATURE
- ▶ BOOM
- ▶ CAMERA ARMATURE
- ▶ CAMERA GRIP

PART MODELS



ASSEMBLY MODEL



- ▶ (1) BODY CAP<2> -> (Default<<Default>_Display State 1>)
- ▶ (-) BOOM<2> -> (Default<<Default>_Display State 1>)
- ▶ (-) CAMERA ARMATURE<2> -> (Default<<Default>_Display State 1>)
- ▶ (-) CAMERA GRIP<2> -> (Default<<Default>_Display State 1>)
- ▶ FRONT BODY<2> -> (Default<<Default>_Display State 1>)
- ▶ (-) PIVOT ARMATURE<2> -> (Default<<Default>_Display State 1>)
- ▶ REAR BODY<2> -> (Default<<Default>_Display State 1>)
- ▶ (-) GRIP FEATURES<1> -> (Default<<Default>_Display State 1>)
- ▶ Mates

CAD PRACTICE SHOWREEL





charliekitch.com
[designs_by_charlie](https://www.instagram.com/designs_by_charlie)

DIGITAL ANALYSIS

charliekitch.com
[designs_by_charlie](https://www.instagram.com/designs_by_charlie)





PORTFOLIO

Louis Farnsworth
Product Designer

PROJECT DESIGN HANDBOOK



LOUIS FARNSWORTH
PRODUCT DESIGNER

1996

100% 3D Model based Product Design from Mechanical Design. I have a deep understanding of the design process from concept to production and have a passion for creating innovative and functional products.

QUALITIES

- Teamwork
- Communication
- Problem Solving
- Attention to Detail

CONTACT

louis.farnsworth@gmail.com

07963 248736

118 Wilson Park, Reading, RG2 0DP

SOFTWARE SKILLS

- PHOTOSHOP CC
- SOLIDWORKS
- KEYNOT
- ILLUSTRATOR CC
- BLENDERNANO 2.79
- WORDPAD
- PROPELLER
- SKETCHBOOK

EDUCATION

- 2019-2021 THE WEST BRIDGFORD SCHOOL, LONDON
- 2018-2019 THE WEST BRIDGFORD SCHOOL, SOUTH PHOENIX
- 2017-2018 DE MONTFORT UNIVERSITY
- 2016-2017 DE MONTFORT UNIVERSITY

WORK EXPERIENCE

- 2021-2022 QUALIPRO FILA FITZROY LTD
- 2020-2021 THE RUTLAND & DEVEY FARMS
- 2019-2020 INDUSTRIAL VISITS
- 2018-2019 LINE DESIGN BRIEFS

HOBBIES & INTERESTS

- DESIGN
- SPORT
- TRAVELLING
- SKETCHING
- MUSIC
- PSYCHOLOGY
- FILM
- TECHNOLOGY
- FASHION

REFERENCES

UPON REQUEST

LOUIS FARNSWORTH
PRODUCT DESIGNER

DESIGN PRACTICE RESUME

PROJECT ANALYSIS

- OFF WHITE HEADPHONES | BRAND IDENTITY**
- PORSCHE DESIGN STEAMHORN | BRAND IDENTITY**
- OMIBRE ALUMINIUM FEDERATION | CREATIVE PRACTICE**
- HARIMAN & KARDON HAND DRIVE | BRAND IDENTITY**
- REVERSE ENGINEERING | MANUFACTURE ANALYSIS**

CONTACT

louis.farnsworth@gmail.com

07963 248736

118 Wilson Park, Reading, RG2 0DP

COVER LETTER

Louis Farnsworth
0204 500 821
louis.farnsworth@gmail.com

JUNIOR PRODUCT DESIGNER

Dear Sir/Madam,

I am writing to express my interest for your Junior Product Designer position this year. I am 20 years of age from Nottingham, currently in my second year studying BA (Hons) Product Design at De Montfort University, Leicestershire, currently on track for a 1:1 in my final year studies.

I am a very hard working, enthusiastic and passionate individual whom is motivated to succeed in Product Design and loves to learn and face new challenges. As well as having the ability to showcase excellent presentation skills, creativity to a brief, passion and more value. I am a friendly, approachable and driven individual, capable of working in a team or independently.

During my time so far at De Montfort University, I have gained a robust understanding of modern design language and the importance of end-user needs. Understanding a project brief is to evaluate and produce robust, iterative concepts, sketch work, 3D modelling for manufacture and prototyping are all valuation skills I have engaged with and I have enjoyed improving my knowledge of the design process.

Your Design Consultancy would be the perfect design job for me, not only because of the countless awards won and success by the team, but working alongside dedicated designers and engineers, who are very experienced in the design world, would be a privilege and help accelerate my personal maturity and confidence ready to what the real world.

Thankyou for your time and consideration. I will look forward to hearing from you.

Yours sincerely,
Louis Farnsworth

PROJECT 1

01 02 03 04 05

RESEARCH

MANUFACTURE ANALYSIS

THANK YOU

18

01

RESEARCH

MANUFACTURE ANALYSIS

1 (LOWEST) 5 (HIGHEST)

CREATIVITY

	PROJECT 1	PROJECT 2	PROJECT 3	PROJECT 4	PROJECT 5
	RESEARCH	DESIGN	DESIGN	RESEARCH	DESIGN
CREATE	5	4	4	4	4
GENERATE	5	4	4	4	4
INNOVATE	5	5	5	4	4
ANIMATE	5	5	5	4	4

SKILLS

	PROJECT 1	PROJECT 2	PROJECT 3	PROJECT 4	PROJECT 5
	RESEARCH	DESIGN	DESIGN	RESEARCH	DESIGN
GENERIC	5	5	5	4	4
OPERATING	4	5	5	4	4
TECHNICAL	5	5	4	4	4
CONTEXTUAL	5	5	5	5	5

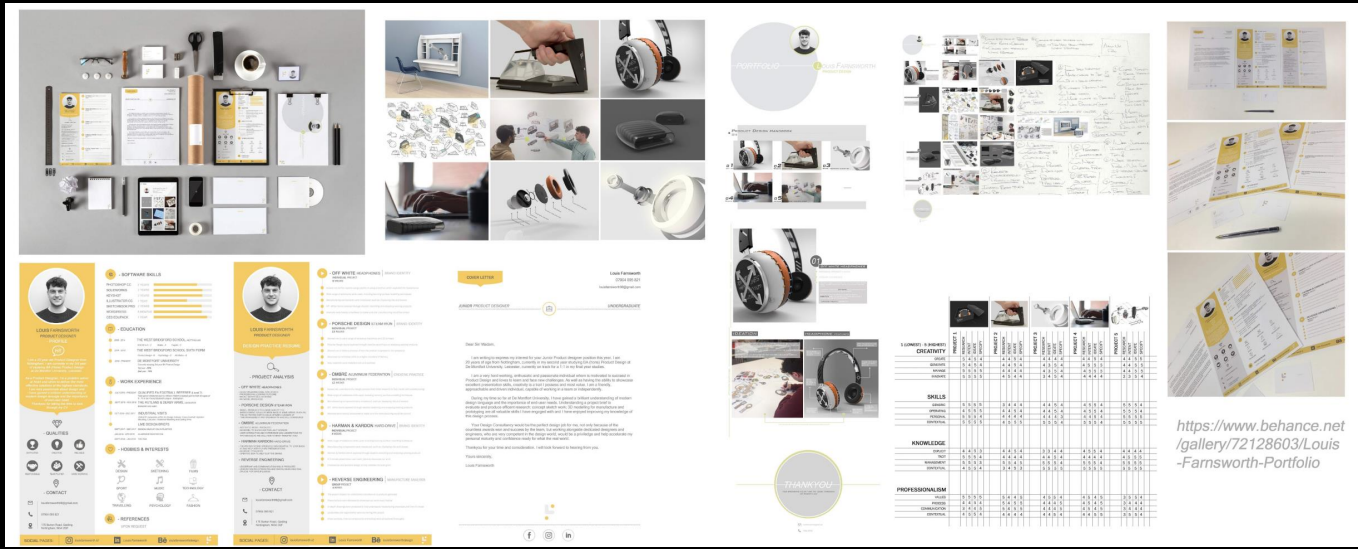
KNOWLEDGE

	PROJECT 1	PROJECT 2	PROJECT 3	PROJECT 4	PROJECT 5
	RESEARCH	DESIGN	DESIGN	RESEARCH	DESIGN
EXPLOIT	4	4	4	4	4
TRUST	5	5	4	4	4
MANAGEMENT	5	5	5	5	5
CONTEXTUAL	4	5	4	4	4

PROFESSIONALISM

	PROJECT 1	PROJECT 2	PROJECT 3	PROJECT 4	PROJECT 5
	RESEARCH	DESIGN	DESIGN	RESEARCH	DESIGN
VALUES	5	5	5	4	5
PROFESS	4	4	5	5	5
COMMUNICATION	4	4	5	5	5
CONTEXTUAL	4	5	4	4	4

<https://www.behance.net/gallery/72128603/Louis-Farnsworth-Portfolio>



<https://www.behance.net/gallery/72128603/Louis-Farnsworth-Portfolio>


let's create.

My passion for design lies within creative responses to problems. I wish nothing more than to make a difference with my work and better the circumstances around me, through innovative yet stylish design.



 [@designs_by_charlie](#)

 charliekeitch.design@gmail.com


 [+44 \(0\) 7940 998288](tel:+44207940998288)




▶ opportunity framing



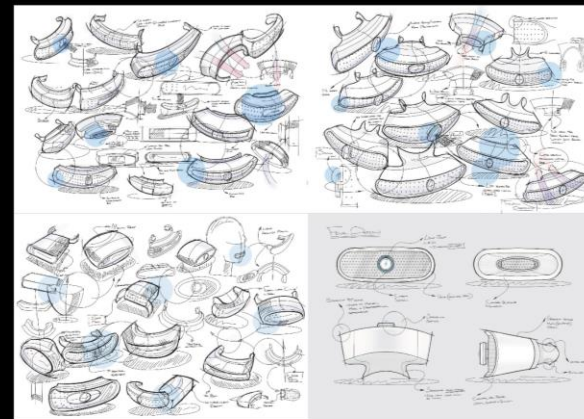
▶ project specification



▶ product definition



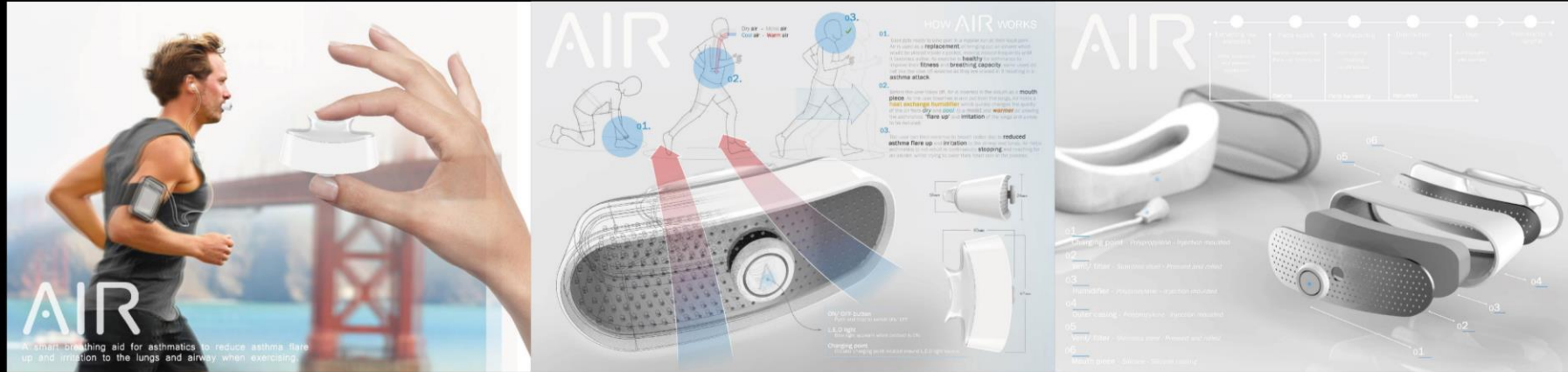
▶ UX/UI-SX function form feature fraternity



◀ Product proposal



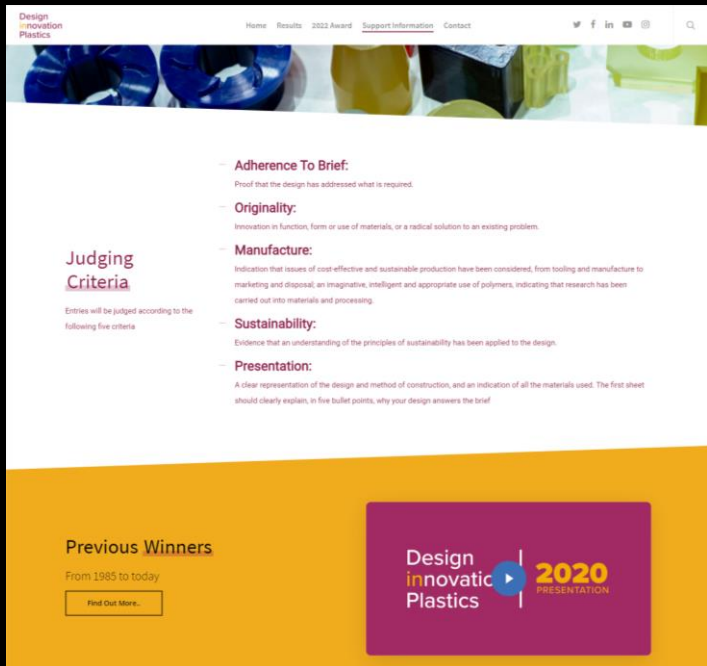
graduation portfolio output



media outputs



DIIP award winner


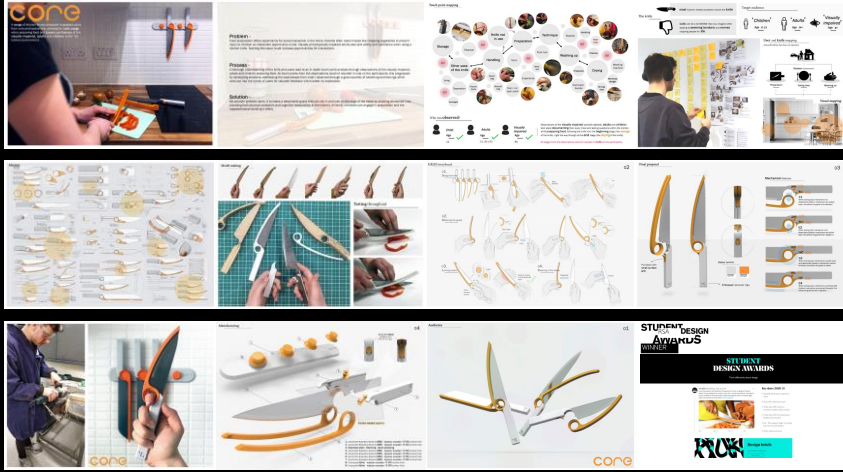



graduation internship




MINOR PROJECT ◀

▶ MAJOR PROJECT





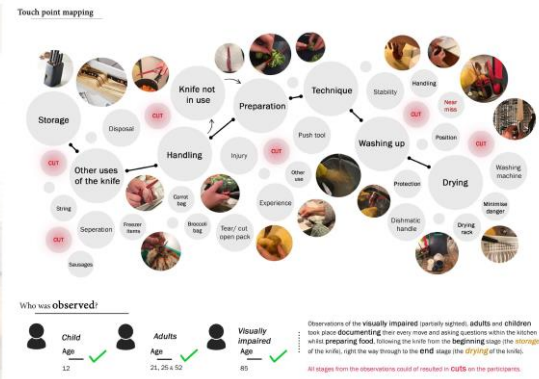


core
A range of kitchen knives designed to protect users from cuts and lacerations, allowing for safe usage when preparing food and boosts confidence of the visually impaired, adults and children within the kitchen environment.

Problem -
Food preparation offers opportunity for social interaction in the home. Parents often restrict tasks like chopping vegetables to prevent injury to children so interaction opportunity is lost. Visually and physically impaired adults also lack ability and confidence when using a kitchen knife. Tackling this issue could increase opportunities for interactions.

Process -
A thorough understanding of the knife and users lead to an in depth touch point analysis through observations of the visually impaired, adults and children preparing food. All touch points from the observations could result in cuts on the participants; this progressed by developing solutions, addressing the weaknesses from what I observed through a great quantity of sketching and test rigs which were put into the hands of users for valuable feedback which aided my exploration.

Solution -
My solution protects users. It includes a detachable guard that can clip-in and lock on the edge of the blade so avoiding accidental cuts, providing both physical protection and cognitive reassurance in the kitchen. All family members can engage in preparation and the repeated social bonding it offers.

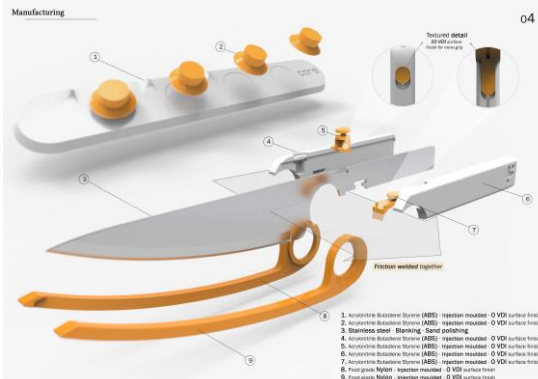
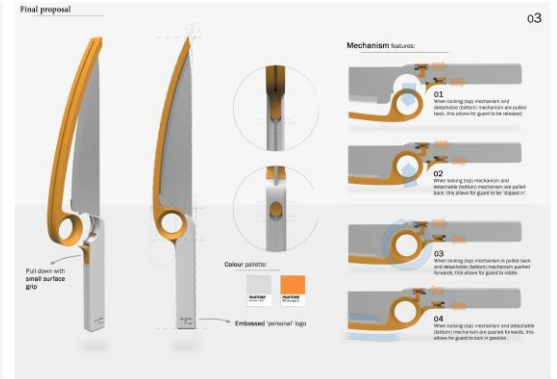
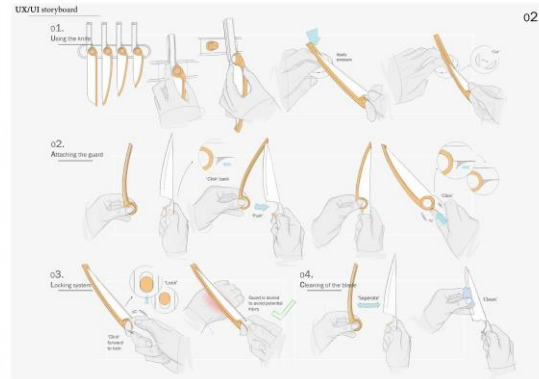
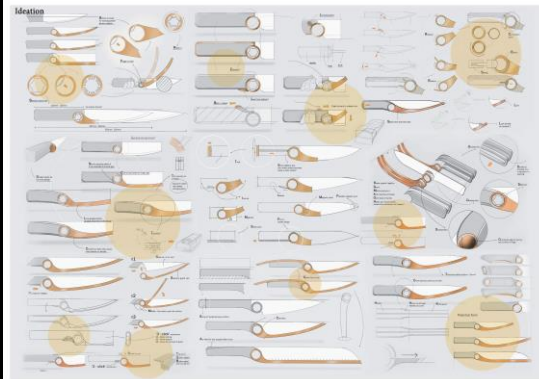


most kitchen related accidents involve the knife

Target audience

- 'Children' Age 6-13
- 'Adults' Age 16+
- 'Visually impaired' Age 6+

User and knife mapping



STUDENT DESIGN AWARDS WINNER

STUDENT DESIGN AWARDS
Think differently about design.

Key dates 2020/21

- 14th Oct 2020 - Entry deadline
- 21st Oct 2020 - Shortlist announcement
- 28th Oct 2020 - Finalist announcement
- 4th Nov 2020 - Winner announcement
- 11th Nov 2020 - Winner exhibition
- 18th Nov 2020 - Winner exhibition
- 25th Nov 2020 - Winner exhibition

Design briefs



Design Process Tableau - representing 254 journal pages



Degree Show banner-image



A3 Journal Design Process

print edition Graduate-Yearbook DPS



Project Triggers + Drivers Newspaper Article



proposal glorification show-reel



creative process VOP



product-proposal catalogue



Personal Graduate Year Book Digital Edition



Luca Ferrarotti
 Senior Product Designer

Address
 20128 Sesto San Giovanni - (MI)
 Via. D'Adda 10 - (MI)

Specialization
 Product Designer / Graphic Designer

Email
 luca.ferrarotti@orbit.com

Education
 University of Applied Sciences of the Piemonte Region - Turin



ORBIT


Ensuring 360 degree neck protection to skiers at all ages and abilities



The neck is a very sensitive area, and its protection is essential for any skier. The ORBIT neck protector is designed to provide 360-degree protection to skiers of all ages and abilities. It is made of high-quality materials and is easy to wear and remove. The protector is made of a soft, breathable fabric and has a high collar that provides extra protection for the neck. The protector is also made of a strong, durable material that can withstand the rigors of skiing. The protector is designed to be worn under a helmet and a ski jacket. The protector is made of a soft, breathable fabric and has a high collar that provides extra protection for the neck. The protector is also made of a strong, durable material that can withstand the rigors of skiing. The protector is designed to be worn under a helmet and a ski jacket.



The ORBIT neck protector is designed to provide 360-degree protection to skiers of all ages and abilities. It is made of high-quality materials and is easy to wear and remove. The protector is made of a soft, breathable fabric and has a high collar that provides extra protection for the neck. The protector is also made of a strong, durable material that can withstand the rigors of skiing. The protector is designed to be worn under a helmet and a ski jacket. The protector is made of a soft, breathable fabric and has a high collar that provides extra protection for the neck. The protector is also made of a strong, durable material that can withstand the rigors of skiing. The protector is designed to be worn under a helmet and a ski jacket.



Luca Ferrarotti
 Senior Product Designer

Address
 20128 Sesto San Giovanni - (MI)
 Via. D'Adda 10 - (MI)



Specialization
 Product Designer / Graphic Designer

Email
 luca.ferrarotti@orbit.com

Education
 University of Applied Sciences of the Piemonte Region - Turin



The ORBIT neck protector is designed to provide 360-degree protection to skiers of all ages and abilities. It is made of high-quality materials and is easy to wear and remove. The protector is made of a soft, breathable fabric and has a high collar that provides extra protection for the neck. The protector is also made of a strong, durable material that can withstand the rigors of skiing. The protector is designed to be worn under a helmet and a ski jacket. The protector is made of a soft, breathable fabric and has a high collar that provides extra protection for the neck. The protector is also made of a strong, durable material that can withstand the rigors of skiing. The protector is designed to be worn under a helmet and a ski jacket.



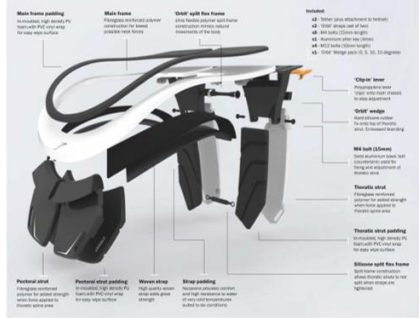


ORBIT


An exo-skeletal neck brace for skiers



Louis Farnsworth
 Product Design
 BA (Hons)



► Print graduate year book



► Graduate Show – June: Leicester, UK



► New Designers Show – July: London, UK



